



Monmouth
COLLEGE

- Name: _____
 - Date: _____
 - Section: 09:00 ~ 09:50
-

BUSI 201 Business Data Analysis

Quiz #5: Graphs

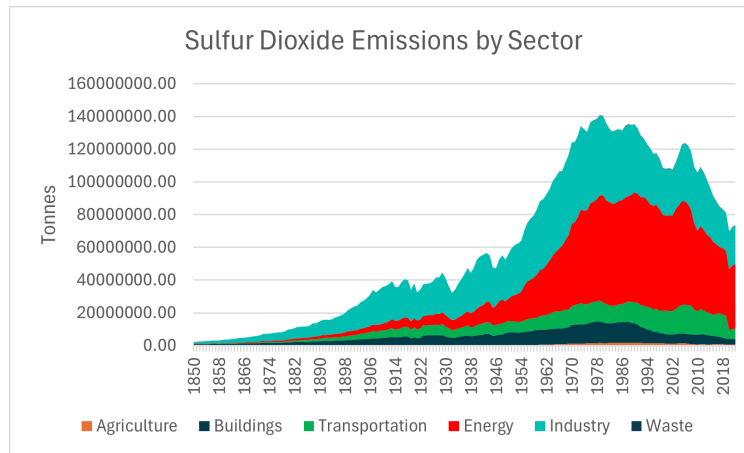
Spring 2025

INSTRUCTIONS:

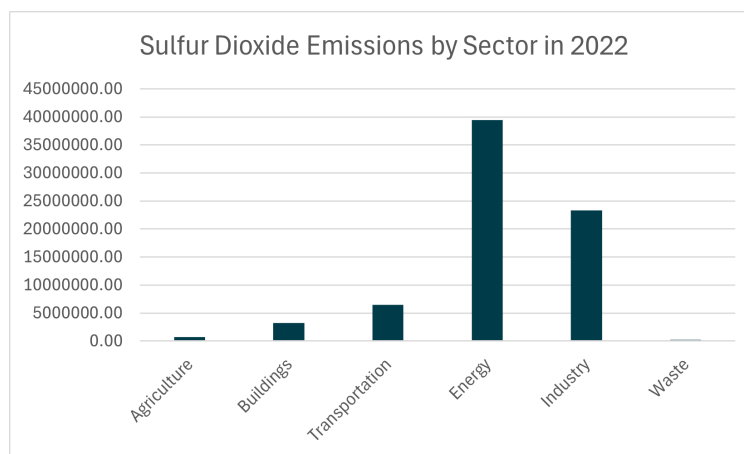
- Read each prompt carefully before attempting to answer any of the questions.
- Save/rename the workbook to **LoginID-quiz5.xlsx**. LoginID is your Monmouth College ID.
- Once you are finished, submit your answers as an attachment (files shared using SharePoint will not be graded) via email to BPARK@monmouthcollege.edu.
- Double-check your submission email for your attached file, file name, and recipient's email address, as you will not be permitted to submit or update your solutions past the in-class deadline.

Problem #1. Charts

Navigate to the worksheet Quiz5-Sheet1 and replicate the figure below as closely as possible. Pay attention to all aspects of the chart except for the colors.

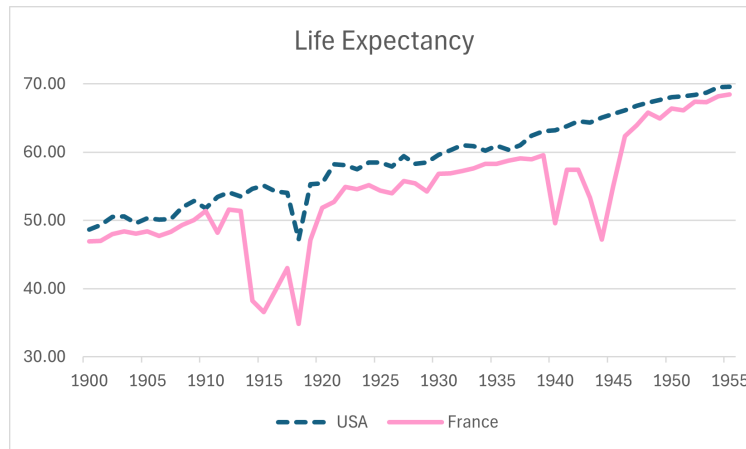
**Problem #2. Charts**

Navigate to the worksheet Quiz5-Sheet2 and replicate the figure below as closely as possible. Pay attention to all aspects of the chart except for the colors.

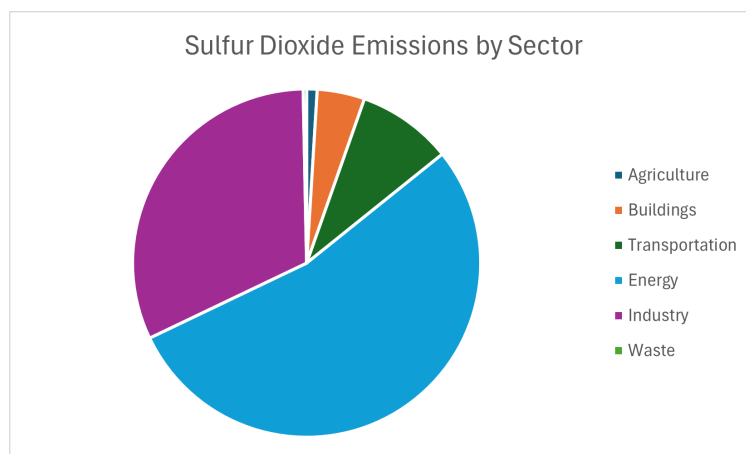


Problem #3. Charts

Navigate to the worksheet Quiz5-Sheet3 and replicate the figure below as closely as possible. Pay attention to all aspects of the chart except for the colors.

**Problem #4. Charts**

Navigate to the worksheet Quiz5-Sheet4 and replicate the figure below as closely as possible. Pay attention to all aspects of the chart except for the colors.



• Original Score: _____

• Recovered Score: _____

• Original Date: _____

• Recovered Date: _____