



**Monmouth**  
COLLEGE

• Name: \_\_\_\_\_

• Date: \_\_\_\_\_

• Section: 13:00 ~ 13:50

---

## **BUSI 201 Business Data Analysis**

### **Quiz #5: Graphs**

**Spring 2025**

#### **INSTRUCTIONS:**

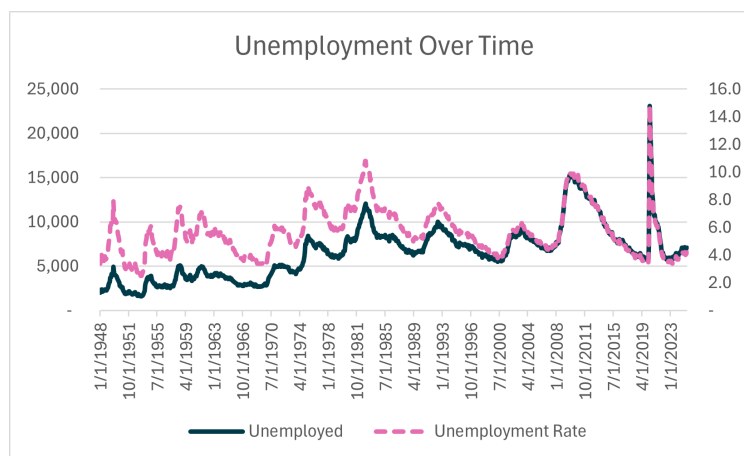
- Read each prompt carefully before attempting to answer any of the questions.
- Save/rename the workbook to **LoginID-quiz5.xlsx**. LoginID is your Monmouth College ID.
- Once you are finished, submit your answers as an attachment (files shared using SharePoint will not be graded) via email to [BPARK@monmouthcollege.edu](mailto:BPARK@monmouthcollege.edu).
- Double-check your submission email for your attached file, file name, and recipient's email address, as you will not be permitted to submit or update your solutions past the in-class deadline.

**Problem #1. Charts**

Navigate to the worksheet Quiz5-Sheet1 and replicate the figure below as closely as possible. Pay attention to all aspects of the chart except for the colors.

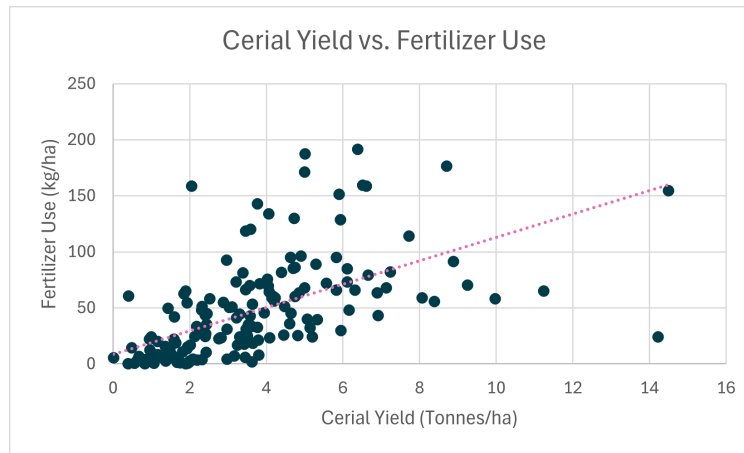
**Problem #2. Charts**

Navigate to the worksheet Quiz5-Sheet2 and replicate the figure below as closely as possible. Pay attention to all aspects of the chart except for the colors.

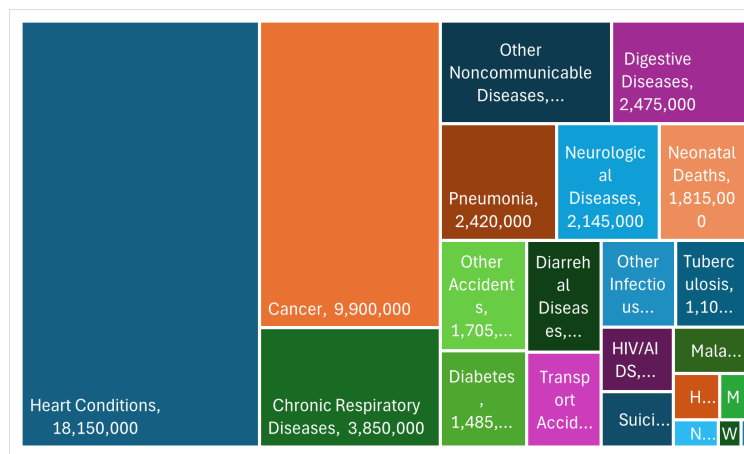


**Problem #3. Charts**

Navigate to the worksheet Quiz5-Sheet3 and replicate the figure below as closely as possible. Pay attention to all aspects of the chart except for the colors.

**Problem #4. Charts**

Navigate to the worksheet Quiz5-Sheet4 and replicate the figure below as closely as possible. Pay attention to all aspects of the chart except for the colors.



• Original Score: \_\_\_\_\_

• Recovered Score: \_\_\_\_\_

• Original Date: \_\_\_\_\_

• Recovered Date: \_\_\_\_\_