



Monmouth
COLLEGE

- Name: _____
 - Date: _____
 - Section: Section 2 (2:00 PM ~ 2:50 PM)
-

BUSI 201 Business Data Analysis

Quiz #5: Charts

Spring 2024

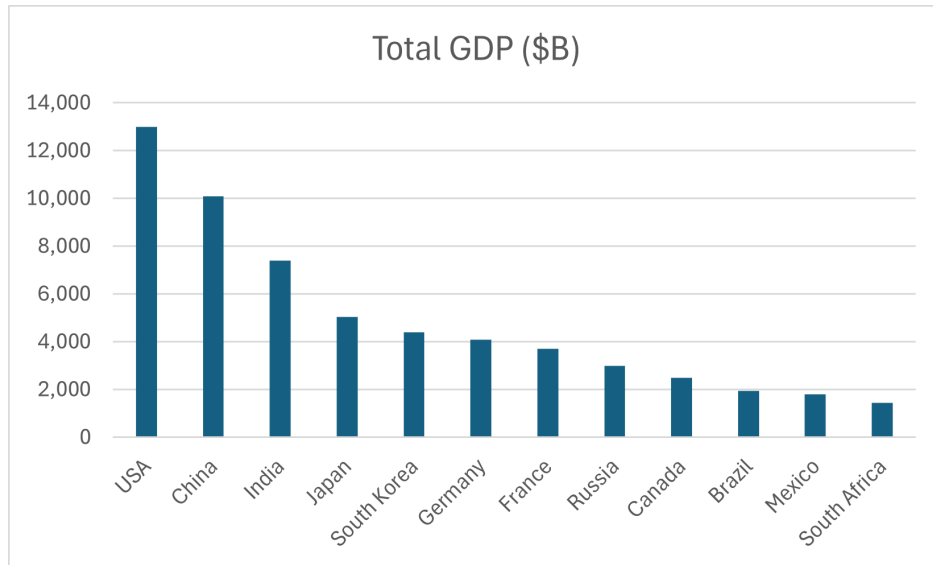
INSTRUCTIONS:

- Credit will be awarded for the correct application of filters and conditional formatting, and no credit shall be awarded to manually formatted answers.
- Once you are finished, save/rename the workbook to [LoginID-quiz5.xlsx](#), and submit your results via email to BPARK@monmouthcollege.edu.
- [BUSI201-S2024-Q05-S02-Workbook.xlsx](#) is the companion workbook for this quiz.
- The workbook consists of 5 worksheets: Quiz5-Sheet01-S02 through Quiz5-Sheet05-S02
- The quiz booklet contains 5 problems.
- Double-check your submission email for your attached file, file name, and receiver's email address, as you will not be permitted to submit or update your solutions past the in-class deadline.
- The recovery rate for this quiz will be 50%.

THIS PAGE IS INTENTIONALLY LEFT BLANK

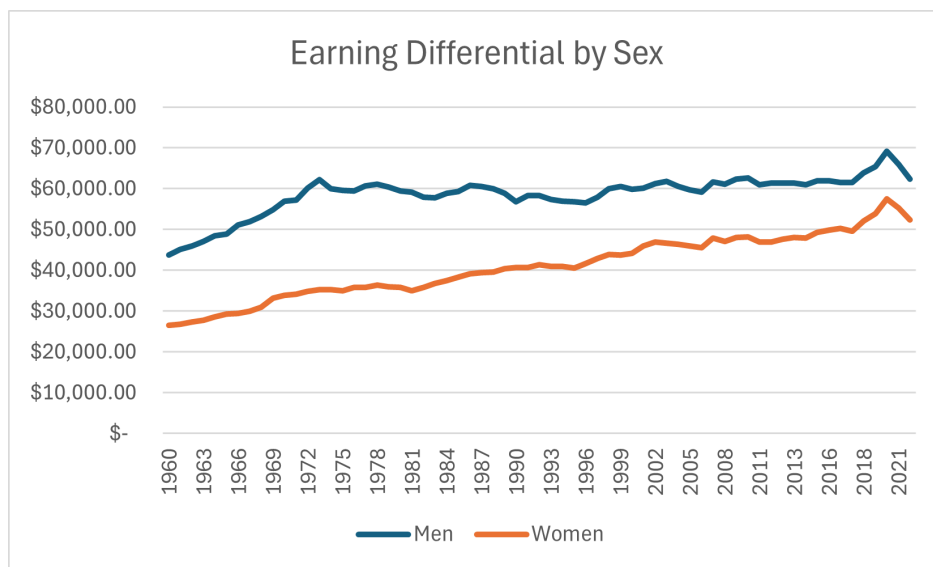
Problem #1. Gross Domestic Product

Navigate to the worksheet Quiz5-Sheet01-S02. Using the table given in the worksheet, replicate the following chart as closely as possible.



Problem #2. Earning Differential

Navigate to the worksheet Quiz5-Sheet02-S02. Using the table given in the worksheet, replicate the following chart as closely as possible.



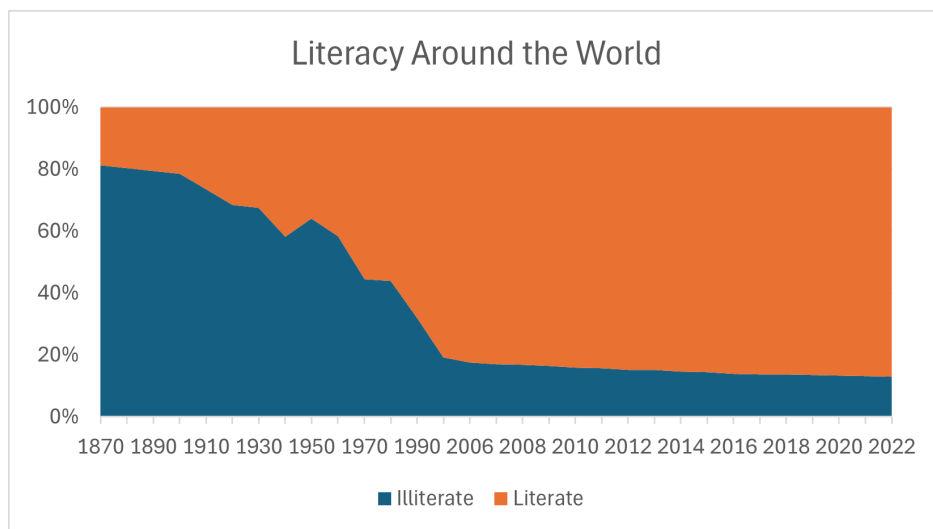
Problem #3. Happiness and Income

Navigate to the worksheet Quiz5-Sheet03-S02. Using the table given in the worksheet, replicate the following chart as closely as possible.



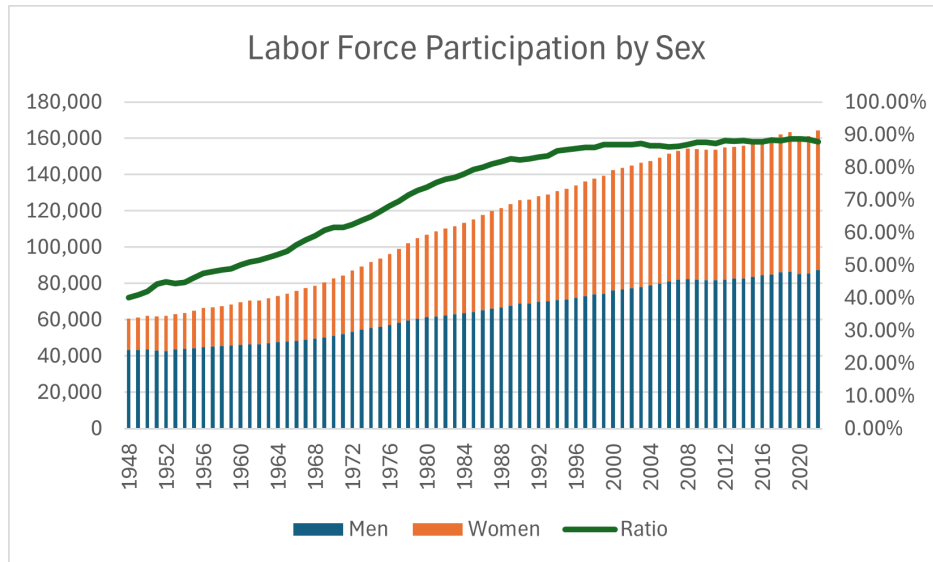
Problem #4. Global Literacy

Navigate to the worksheet Quiz5-Sheet04-S02. Using the table given in the worksheet, replicate the following chart as closely as possible.



Problem #5. Labor Force Participation Differential

Navigate to the worksheet Quiz5-Sheet05-S02. Using the table given in the worksheet, replicate the following chart as closely as possible.



• Original Score: _____

• Recovered Score: _____

• Original Date: _____

• Recovered Date: _____